



Program Pathways Mapper

INITIAL SYSTEMIC
EVALUATION

Outline

1. Overview of the research design
2. Findings
3. Theory of change
4. Summary & next steps

Initial Evaluation of the Program Pathways Mapper (PPM)

Data source: Latest available Student Success Metrics for all California community colleges (CCCs) which contain results for the 2020-2021 academic year.

Metrics: All available Student Success Metrics (SSM)

Sampling frame: All CCCs with published SSM data; 12 colleges with PPM sites that went live by spring of 2020 vs. 89 colleges that had not

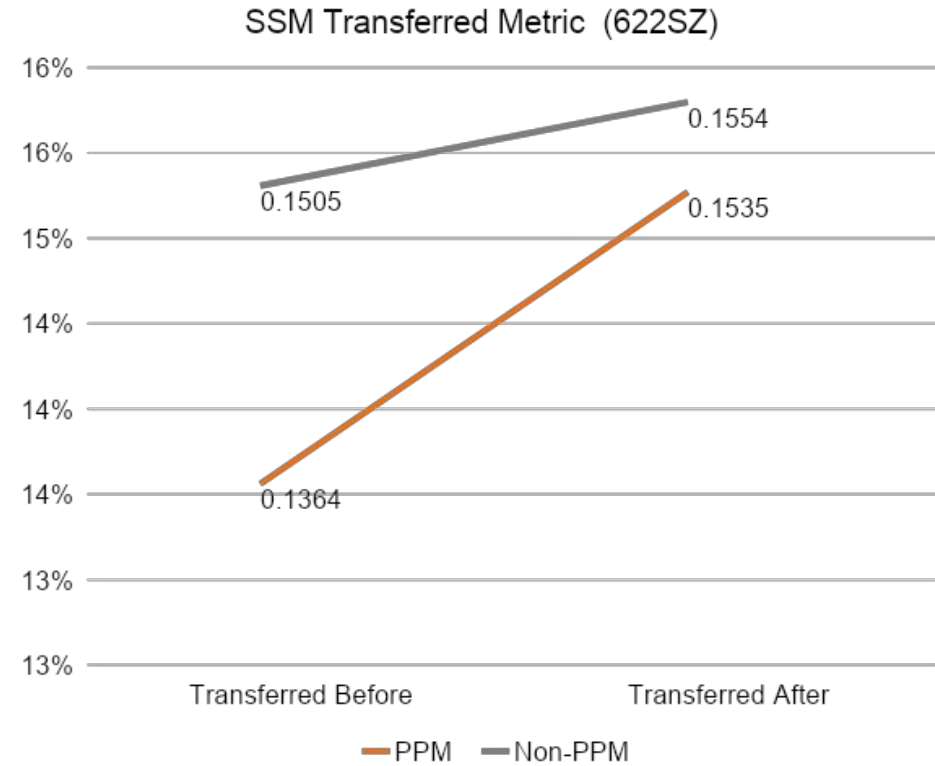
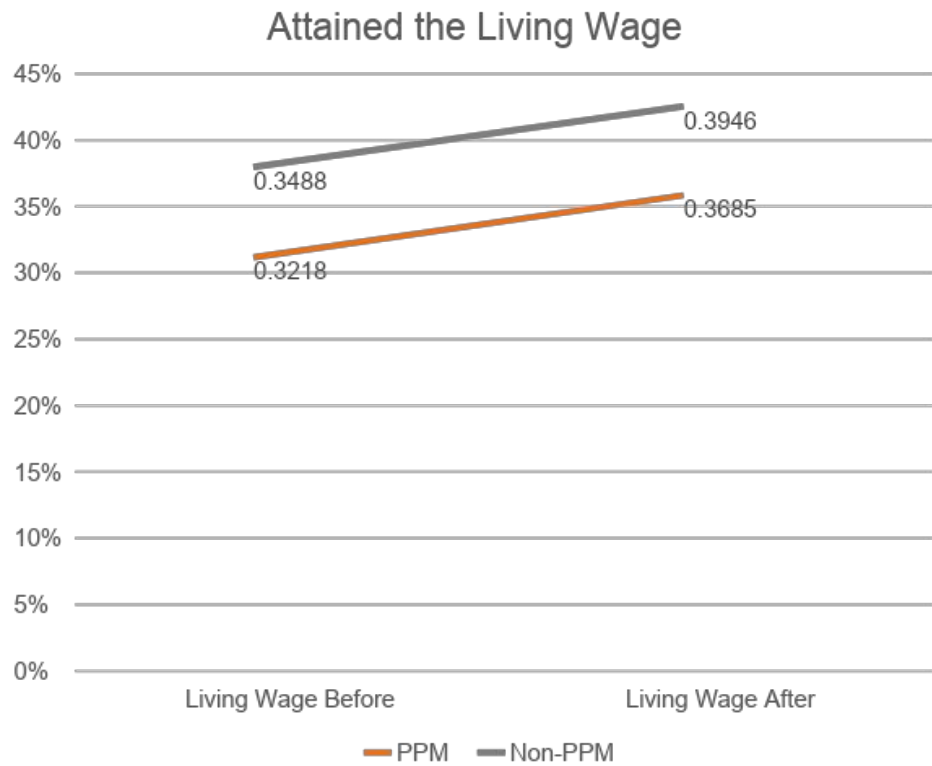
Comparisons: Within the same college at time 1 and time 2 as well as a comparison of different rates of change over time across PPM status (a difference-in-differences design)

Analysis: Within subject t-tests and regression analysis for testing for the interaction of the main effect of change over time with PPM status

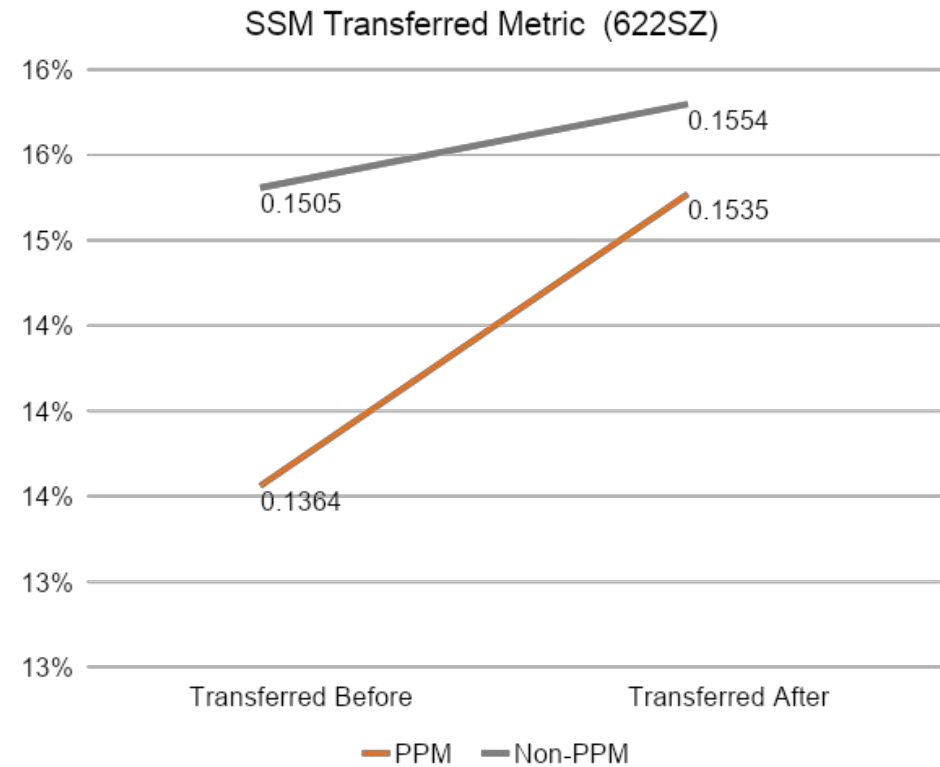
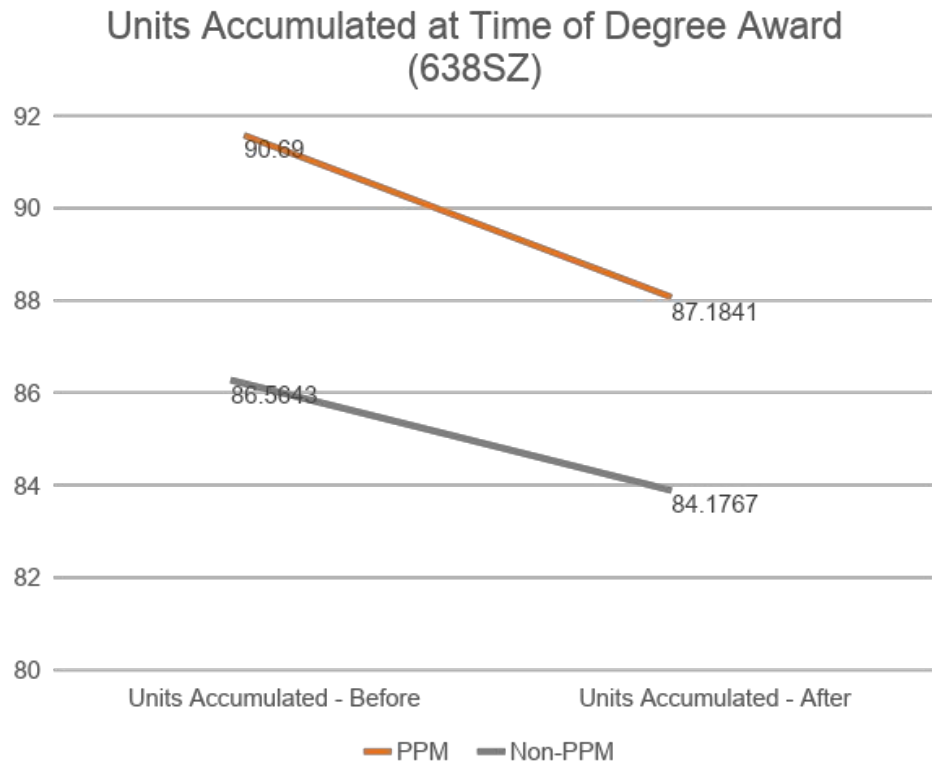
PPM Colleges Included

College Name	PPM Launch Term
Bakersfield College	Fall 2018
Coastline Community College	Spring 2019
Compton College	Spring 2019
Cuesta College	Spring 2019
Cypress College	Spring 2019
Los Angeles City College	Spring 2019
Los Angeles Pierce College	Fall 2019
Los Angeles Trade-Tech College	Fall 2019
Los Angeles Valley College	Spring 2019
Palomar College	Spring 2020
Pasadena City College	Fall 2019
West Los Angeles College	Spring 2019

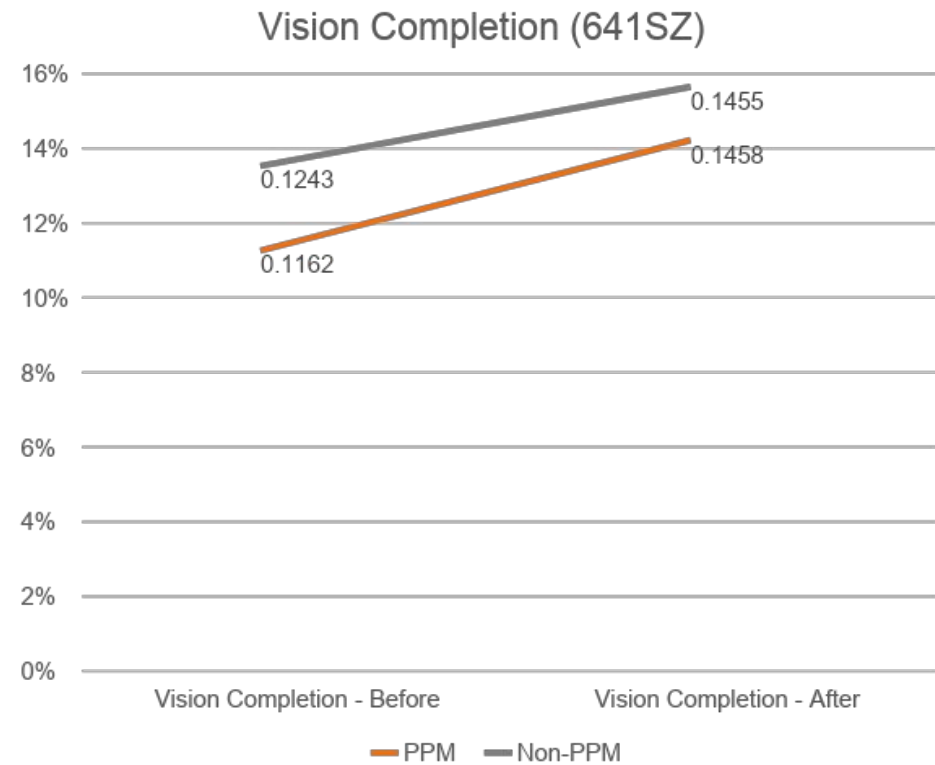
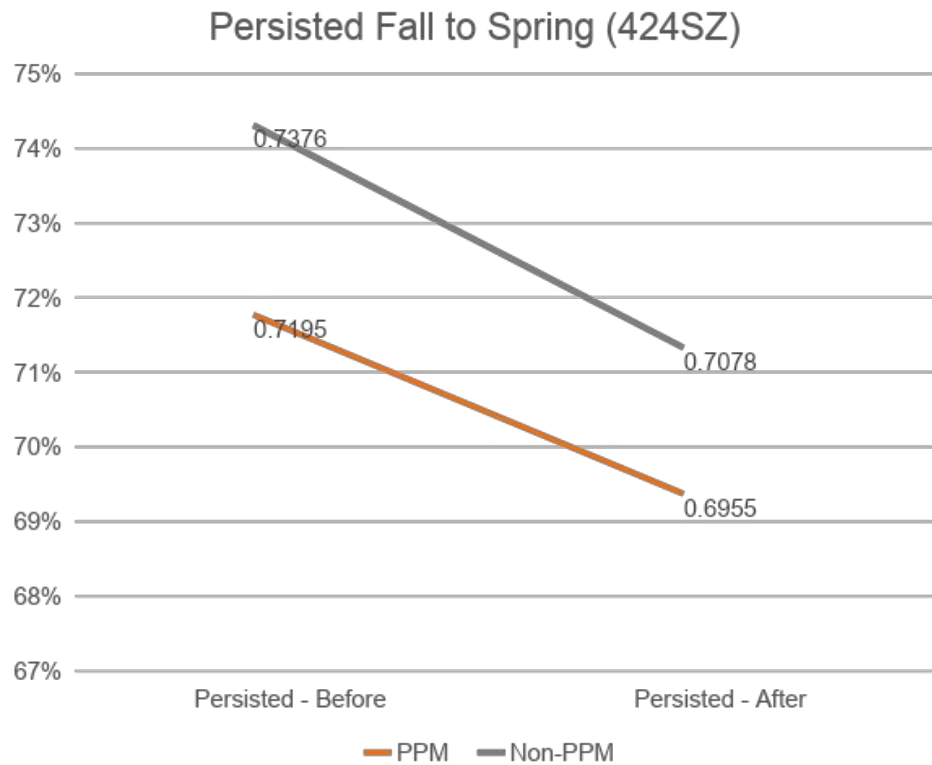
No Interaction vs. PPM Interaction



Interaction: PPM Schools Improved More Rapidly



Interaction: PPM Schools Improved More Rapidly



Summary of SSM Analysis

Interaction/PPM Effect

Persistence

Transition from Adult Ed to
Postsecondary

Vision Completion

Units Accumulated at Degree Award

Transfer

No Interaction/PPM Effect

Completion of Transfer-Level Math &
English

Attained Living Wage

Successfully Completing Unit
Thresholds

The background features a central red circle with a soft glow. Surrounding this circle is a pattern of white, 3D-style arrows pointing towards the center. The arrows are arranged in a radial pattern, creating a sense of convergence and focus. The overall aesthetic is clean and modern, with a light gray gradient background.

Theory of Change

Theory of Change

Direct Effects

- Guides student course-taking
- Heightens student commitment
- Raises level of counseling sessions

Indirect Effects

- Faculty & staff have easy access to good intel
- Improves connection with transfer partners
- Exposes hidden issues in curricular pathways



Greater
Student
Success

Summary

Evidence of the collegewide, systemic impact of the PPM among initial cohort of implementers, convergent with prior qualitative research findings and single-institution analyses

Several metrics, especially those measuring transition, focused course-taking, and persistence, improved more rapidly (or declined more slowly) among the PPM cohort than among the non-PPM cohort

Several metrics showed no differential impact for the PPM cohort indicating that it is not the case that all PPM colleges were generally improving at a greater rate than the non-PPM cohorts

PPM colleges not initially above average on SSM; more diverse than non-PPM colleges

Next steps: disaggregate the analysis to evaluate impact on subgroups; include a measure of fidelity of implementation and level of PPM use/access; expand the analysis to include another cohort of PPM schools when a new year of SSM data becomes available

Is the PPM Working?



Thank You



Craig Hayward, Ph.D.
Associate Vice Chancellor, Analytics & Innovation
Kern Community College District
craig.hayward@kccd.edu