

CENTRAL VALLEY TRANSFER PROJECT



JAMES ZIMMERMAN
SR. ASSOC VPDUE
UC MERCED

STAN CARRIZOSA SR.
TOM BURKE
CVHEC COORDINATORS

CRAIG HAYWARD
ASSOC. VC, ANALYTICS & INNOVATION
KERN COMMUNITY COLLEGE DISTRICT



CENTRAL VALLEY
HIGHER EDUCATION CONSORTIUM

UCM/CVHEC: DEVELOPING TRANSFER PATHWAYS TO UC MERCED

Agenda

1. Welcome and Introductions
2. Brief History - UC Merced/BC/MC CELL Grant pilot
3. Onboarding process / CC preparation
4. Status Update: Implementation In-progress
5. Q and A

UCM + MERCED COLLEGE + BAKERSFIELD COLLEGE - PILOT

1. Convening BC/MC/UCM faculty and staff to work together on creating transfer pathways that connect Associate Degrees for Transfer (ADTs) to UC Merced majors.
2. Developing a two-semester Transfer experience course sequence at BC and MC that will encourage and prepare students to apply to UCM in the first semester and begin a cohort-model of integration into school culture (SNS, SSHA, SOE) in the second semester.
3. Developing Merced College program maps and gathering MC data and information pathways to prepare this data for loading in the program mapper interface. (In Progress)
4. Gathering data and information pathways on UC Merced undergraduate degree programs to prepare this data for loading in the program mapper interface.
5. Aligning Bakersfield College program maps, Merced College program maps, and Associate Degrees for Transfer (ADTs) to University of California-Merced undergraduate degree programs.

Two Primary Teams

(running in parallel)

----- Curriculum Pathway Team -----

Approval of discipline-based transfer pathways from CVCC to UC Merced

****Optional development of 1/2 CR transfer courses****

----- Program Mapper Team -----

Preparation of CVCC College, Program, and Course data for upload into

Program Mapper

CURRICULUM PATHWAY TEAM

1. Review ADT's

- BC/MC Program Maps
- Align with CC Courses
- Develop CC Pathway Template

Who's responsible?
College

With Support from UCM /
CVHEC

2. Attend Convening(s)

- CC faculty and counselors
- UCM faculty and staff
- Meet by discipline
- Identify gaps, articulation issues, etc.

Who's responsible?
College and UCM

With Support from CVHEC

3. Build CC to UCM Maps

- Create and edit maps

Who's responsible?
College

With Support from UCM

4. UCM / College Approval

- Publish maps

Who's responsible?
College & UCM

PROGRAM MAPPER TEAM

Milestone: Data due to
Program Mapper

Milestone:
Training

Milestone:
Faculty Review

1. Gather Data

- College Data
- Interest Clusters/Meta Majors
- Programs
- Program Maps
- Courses
- Curriculum Area

Who's responsible?
College

With Support from
Program Mapper

2. Clean Data

- Import data
- Merge data from various sources
- Identify duplicates
- Fill in missing data

Who's responsible?
Program Mapper

With Support from College

3. Build Maps

- Create and edit maps

Who's responsible?
College

With Support from
Program Mapper

4. Launch Site

- Publish maps

Who's responsible?
College

With Support from
Program Mapper

INSTITUTIONAL BARRIERS ENCOUNTERED:

1. Inconsistent emphasis on the CC to UC transfer agreements (TAGs).
2. Only six of the nine UC's have approved TAGs; different for each institution.
3. All students, but specifically first-generation students found TAGs difficult to access, understand and fulfill.
4. Not all CC counselors/advisors are trained on UC TAGs leaving students to research TAGs themselves or identify a specific counselor with this expertise.
5. Pre-AB 705/1705 remedial students encountered elongated pathway to meet UC TAG GPA requirements in core transfer courses.

CC Partner	Initial Meeting	Faculty Convening	CC Maps approved	UCM Maps approved	CC P. Mapper Onboarding	Maps completed	Project Chronology
Merced	✓	✓	✓	✓	✓	✓	Phase 1 – Pilot (2020-22)
Bakersfield	✓	✓	✓	✓	✓	✓	
Porterville	✓	✓	✓	✓	Fall 2022	Fall 2022	Phase 2 – UCM CVHEC (2022)
Clovis	✓	✓	✓	✓	Fall 2022	Fall 2022	
Reedley	✓	✓	✓	✓	Fall 2022	Fall 2022	
WH - Lemoore	✓	✓	✓	✓	Fall 2022	Fall 2022	
Madera	✓	✓					Phase 3 – Initial Central Valley Scale-up
Sequoias	✓	Fall 2022					
Taft College	Fall 2022						
WH -Coalinga	Fall 2022						
Columbia	Spring 2023						
SJ Delta	Spring 2023				✓		
Modesto	Spring 2023				✓		
Cerro Coso	Spring 2023						
Fresno CC							

PROGRAM PATHWAYS MAPPER – UC MERCED DEGREE PROGRAMS STATUS

Completed		Near Completion	On-deck
Applied Mathematical Sciences	Material Sciences and Engineering	Computer Science and Engineering	Bioengineering
Biological Sciences	Anthropology	Management and Business Economics	Civil Engineering
Chemical Sciences	History	Political Science	Critical Race and Ethnic Studies
Physics	Economics	Cognitive Science	Global Arts Studies Program
Psychology	English	Environmental Systems Science	
Sociology	Philosophy	Public Health	
Environmental Engineering	Spanish		

PPM's value proposition for students

What students are saying about PPM

*[Program Mapper] puts you at ease as a college student, like, okay, **this is what I need to do.** This is what has to happen next. . . .[I like] just **how simple it is** and how organized it is. I think that's my favorite part.*

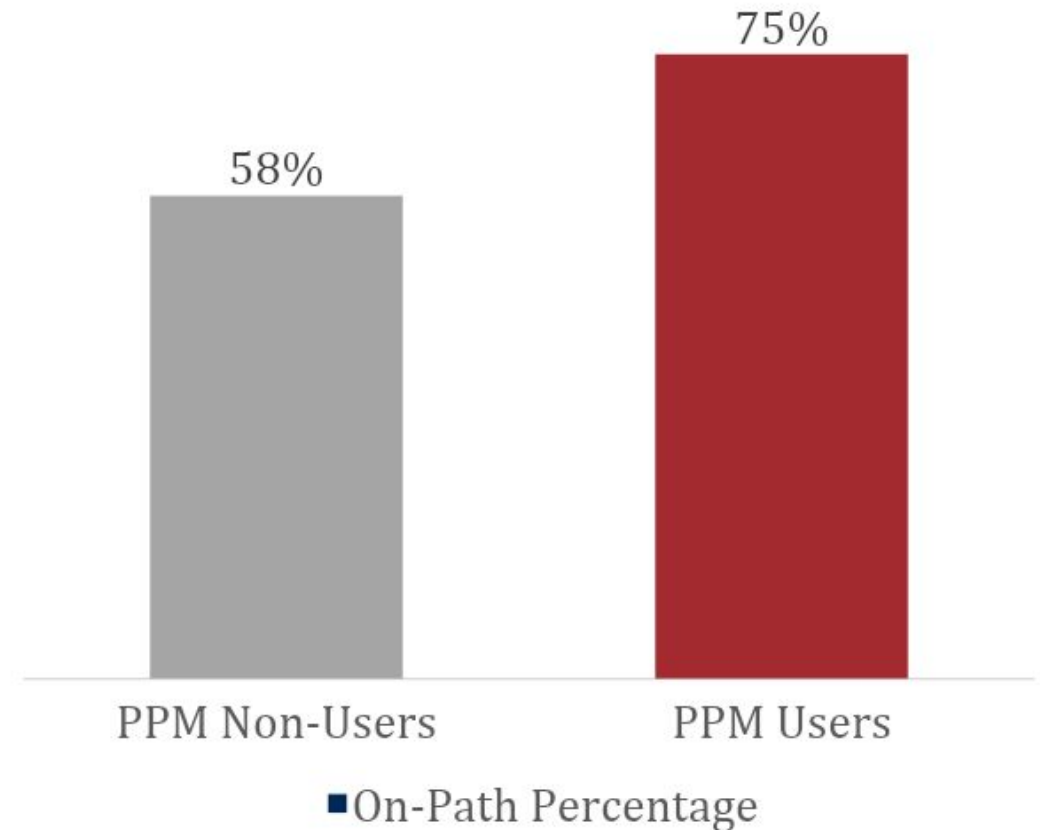
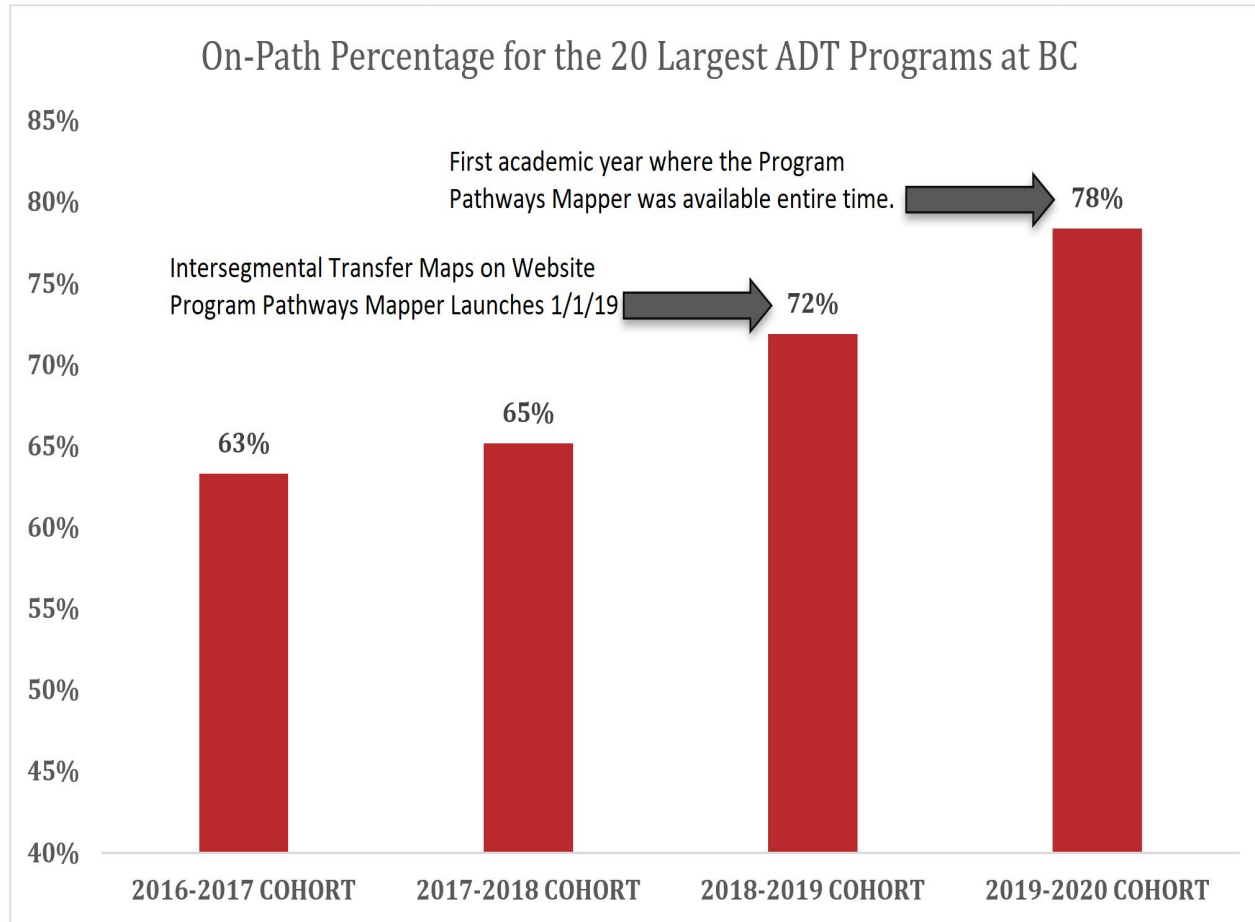
*The salary growth and career section **helped me to get a stepping-stone** into researching more specifics about what I wanted to start a career in.*

*If you follow Program Mapper or the pathways, you probably could have gotten everything out of the way and then **been done on time.** . . . So it helps you with **efficiency and being clear** about how to get out as quickly as possible.*

*It's really useful to **figure out which [classes] can transfer** over into your certain area to the certain [transfer destination] because **you don't want to take a class that's not going to mean anything.***

Evidence of PPM Effectiveness

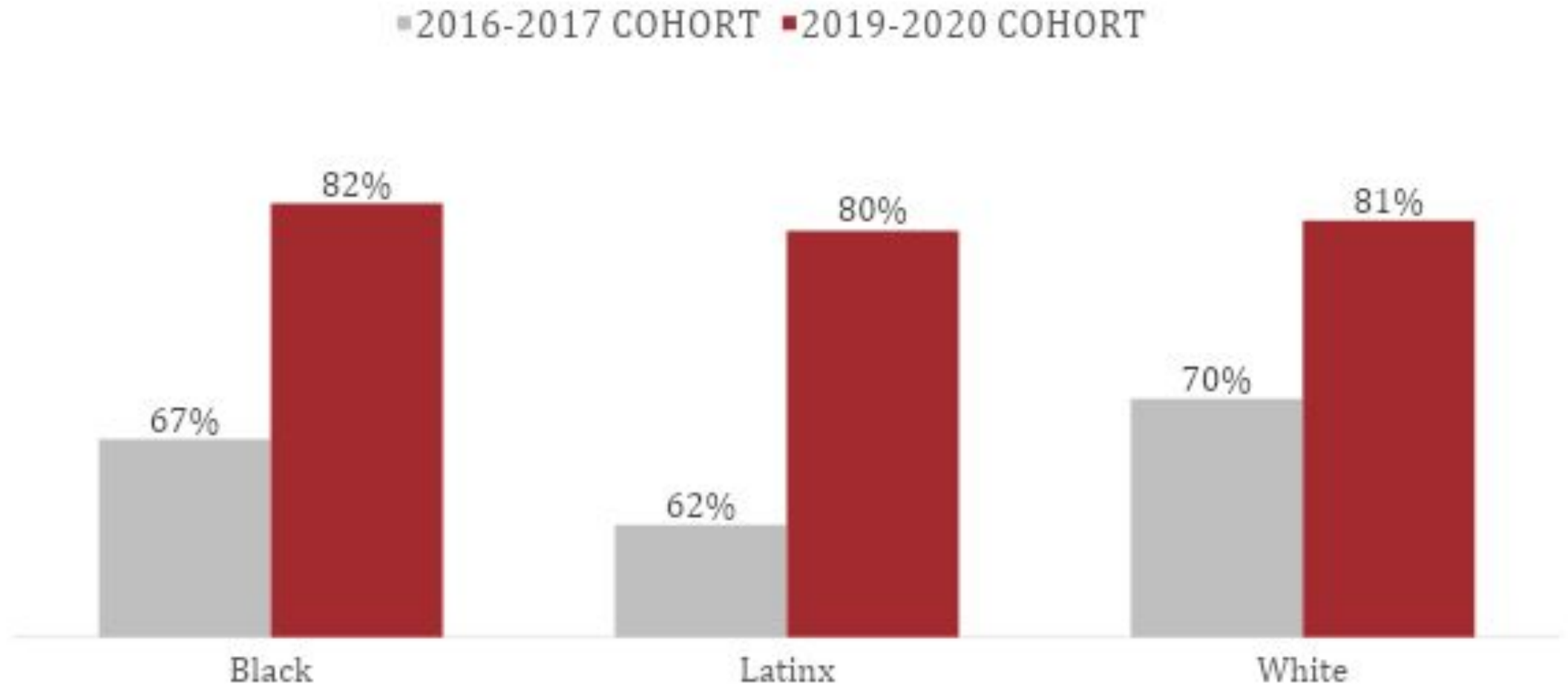
Student Course-Taking Becomes More Focused



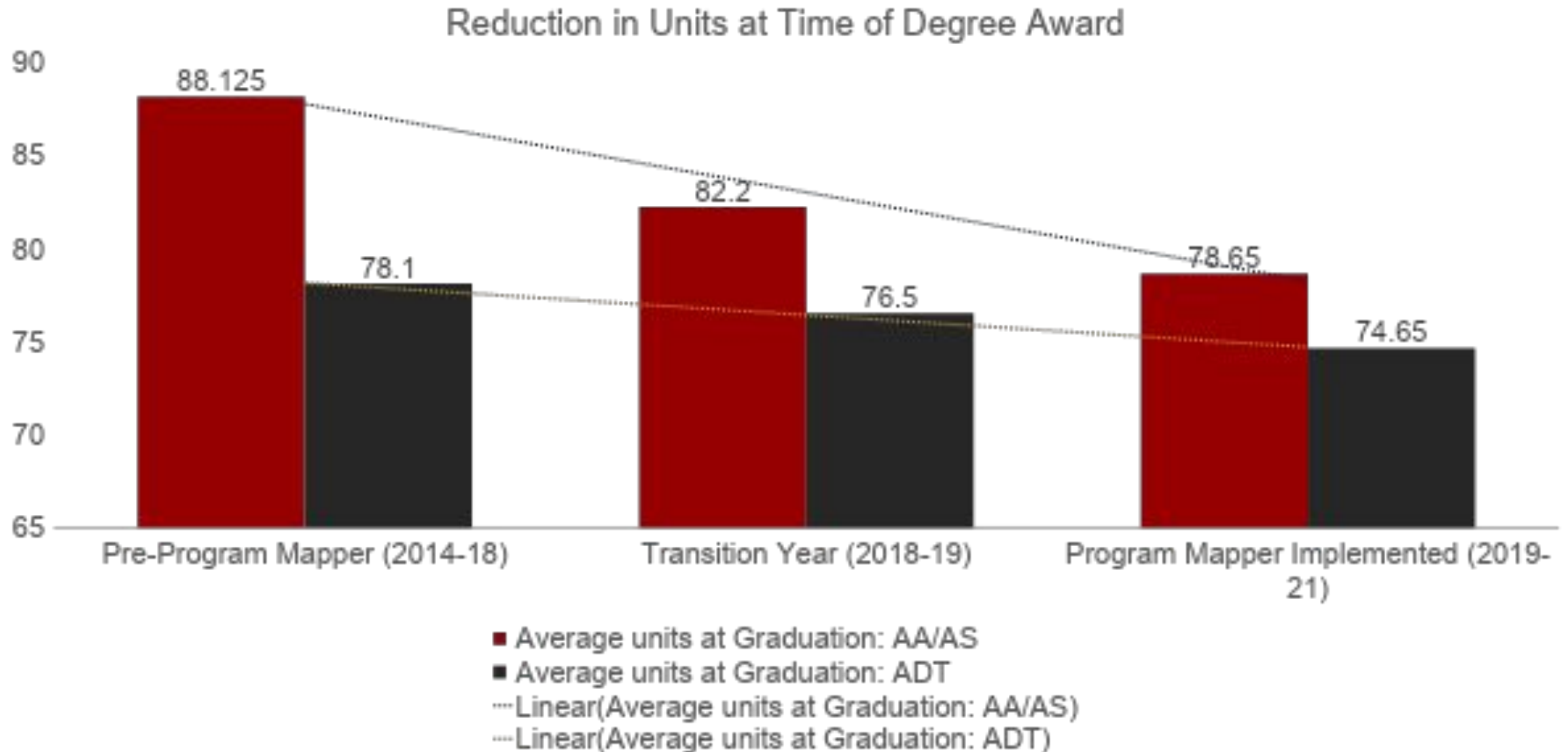
Source: Bakersfield College

Evidence of PPM Impact on Equity

The PPM has already advanced the equity agenda



Reducing Units Earned at Degree Completion



Initial Cohort Evaluation of the Program Pathways Mapper (PPM)

- Sampling frame: All CCCs with published SSM data; 12 colleges with PPM sites that went live by spring of 2020 vs. 89 colleges that had not started implementation
- Data source: Latest available Student Success Metrics for all California community colleges (CCCs) which contain results for the 2020-2021 academic year.
- Comparisons: Within the same college at time 1 and time 2 as well as a comparison of different rates of change over time across PPM status (a difference-in-differences design)
- Analysis: Within subject t-tests and regression analysis for testing for the interaction of the main effect of change over time with PPM status. PPM schools had significantly larger improvements than non-PPM schools.

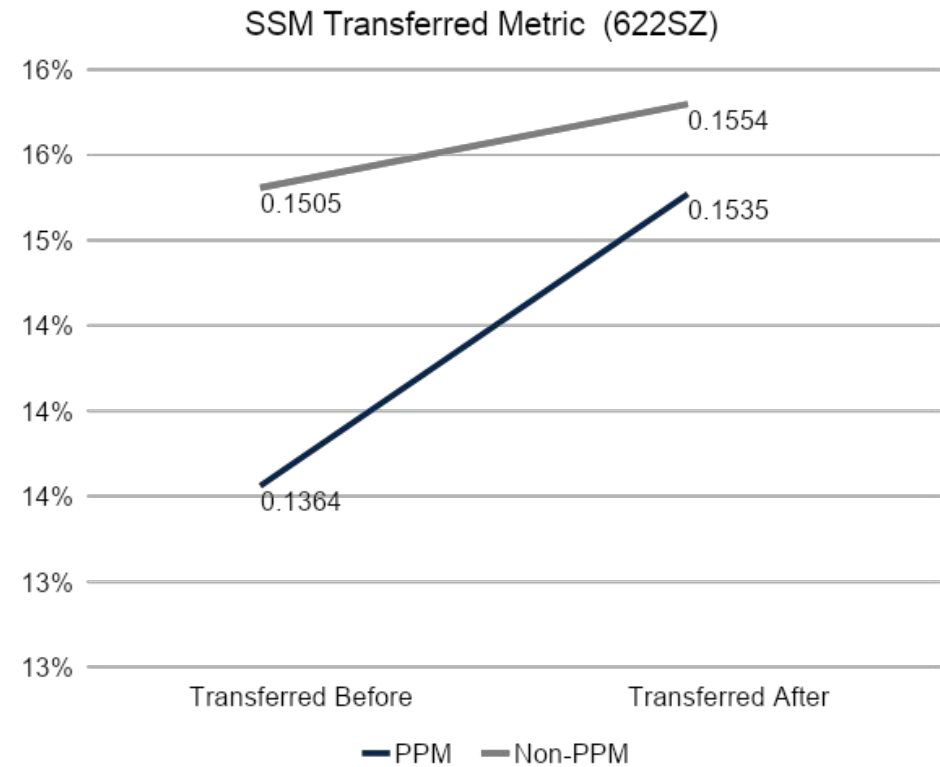
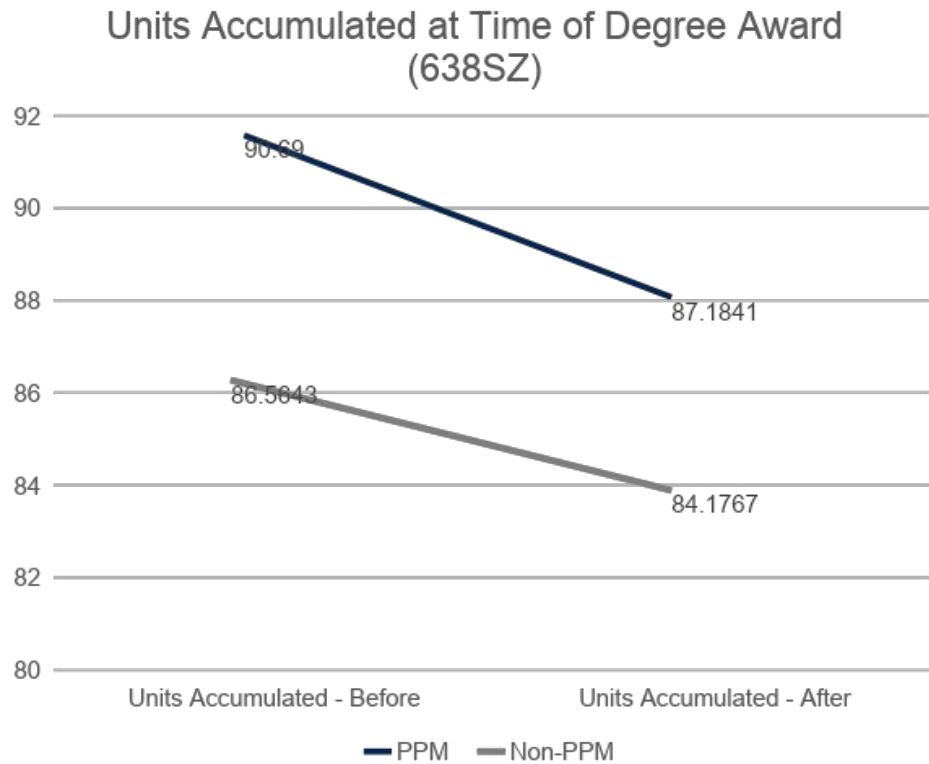
Evaluation of the Initial Cohort of Program Pathways Mapper Colleges (PPM)

- We used the statewide Student Success Metrics (SSM) data to evaluate the college-wide impact of implementing the PPM for the 12 colleges that were in the first wave of PPM adoption (i.e., live by spring 2020).
- The comparison group in the study included 89 colleges that had not yet implemented or begun implementation of the PPM.
- We compared differences in how the PPM schools' SSM data changed over time relative to how the comparison colleges' data changed over time. This allowed us to see if PPM schools were improving more rapidly (a difference-in-differences design).

PPM Colleges Included

College Name	PPM Launch Term
Bakersfield College	Fall 2018
Coastline Community College	Spring 2019
Compton College	Spring 2019
Cuesta College	Spring 2019
Cypress College	Spring 2019
Los Angeles City College	Spring 2019
Los Angeles Pierce College	Fall 2019
Los Angeles Trade-Tech College	Fall 2019
Los Angeles Valley College	Spring 2019
Palomar College	Spring 2020
Pasadena City College	Fall 2019
West Los Angeles College	Spring 2019

PPM Schools Improved More Rapidly (interaction effect)



Summary of SSM Analysis for Initial PPM Cohort

Significant Interaction/PPM Effect

- Persistence
- Transfer
- Units Accumulated at Degree Award
- Transition from Adult Ed to Postsecondary
- Vision Completion

No Interaction/PPM Effect

- Completion of Transfer-Level Math & English
- Attained Living Wage
- Successfully Completing Unit Thresholds

Q and A

We are happy to answer any questions you might have.

izimmerman6@ucmerced.edu

tburke5@att.net

craig.hayward@kccd.edu

scarrizosa44@gmail.com



CENTRAL VALLEY
HIGHER EDUCATION CONSORTIUM